

AAPLD Seed Library Catalog

Key



= Annual



= Perennial



= Full Sun



= Partial Sun



= Flower



= Vegetable / Fruit



= Herb

Last updated on January/23/2025

Arugula



Care Guide:

Its sharp, distinctive, nutty flavor is best when picked young. Self-sowing and relatively cold-tolerant. Sow seeds outdoors as soon as soil can be worked and danger of hard frost has passed. For a continuous supply of arugula, sow every three weeks throughout the summer. Best grown in cooler weather. Plant in full sun, or partial shade. 40-45 days.

- Direct Seed: 1" Apart
- Seed Depth: 1/4"
- Germination: 5-7 Days
- Thin: 1-6" Apart

Annual, Full Sun, Herb, Vegetable / Fruit

Asian Greens, Prize Choy



Care Guide:

This strain is especially uniform, vigorous, and bolt resistant. Sow seeds outdoors after danger of frost has passed to prevent premature flowering. Can also be planted in late summer for a fall crop. Seeds will germinate in 4-7 days. Plant in full sun to partial shade. 45-50 days.

- Direct Seed: 1" Apart
- Seed Depth: 1/4"
- Rows Apart: 18"
- Thin: 6-12" Apart

Annual, Full Sun, Vegetable / Fruit

Number of Seeds

30

Attributes



Number of Seeds

10

Attributes



Basil, Lemon



Care Guide:

Delightfully fresh citrus-flavor. Plants are compact with petite light green leaflets. Delicious with fish and in salad dressings. Basil is a tender annual that prefers full sun and rich, moist soils. Direct seed after all danger of frost has passed and soil has warmed, or start transplants 4-6 weeks before planting date. Pinch terminal buds to encourage branching and prevent flowering. Sensitive to temps below 40°F. Store unwashed.

- Height: 12"
- Spacing: 1"-2"

Annual, Full Sun, Herb

Basil, Spicy Globe



Care Guide:

Plant seeds outdoors after all danger of frost is past. Plant in rows 2 feet apart spacing seeds ½" apart and cover with ⅛" of fine soil, well pressed down. Keep soil moist until seedlings emerge. May be grown indoors year round, if supplied with plenty of light. Use fresh, dry or frozen in salads, soups, sauces, meats and stuffing.

- Height: 12"
- Spacing: 12"
- Germination: 5-30 Days
- Thin: 4-6" Apart

Full Sun, Herb, Perennial

Number of Seeds

5

Attributes



Number of Seeds

5

Attributes



Bean, Painted Pony



Care Guide:

A great dual purpose bean. Long thin pods are stringless and good for snap beans. The dry beans are excellent for soups and retain their markings when cooked. Very productive. Sow seeds outdoors after danger of frost has passed and soil and air temperatures have warmed. Harvest snap beans frequently for increased yields. Leave some pods on the vine and harvest when completely mature for dry beans. 60 days for snap, 80 days for dry beans.

- Direct Seed: 2" Apart
- Seed Depth: 1"
- Rows Apart: 36-48"

Annual, Full Sun, Vegetable / Fruit

Bean, Pencil Pod Golden Wax



Care Guide:

This old-time favorite, introduced in 1900, is regaled for its quality and delicious wax bean flavor. The stringless pods reach 5-7" long on heavy-producing plants that grow 15-20" tall. Ideal for freezing or canning. Sow seeds outdoors after danger of frost has passed and soil and air temperatures have warmed. Harvest frequently for increased yields. 50-65 days.

- Direct Seed: 2" Apart
- Seed Depth: 1"
- Rows Apart: 36-48"

Annual, Full Sun, Vegetable / Fruit

Number of Seeds

3

Attributes



Number of Seeds

3

Attributes



Bean, Provider



Care Guide:

Known as the most dependable early green bean, this easy-to-grow variety offers excellent flavor and is one of the best for freezing and canning. It germinates well in cooler soil, adapts to diverse soil and climate conditions, and is disease-resistant. Round, straight pods grow heavily on compact plants. Bush habit, snap, 50-55 days.

- Direct Seed: 2" Apart
- Seed Depth: 1"
- Rows Apart: 36-48"

Annual, Full Sun, Vegetable / Fruit

Beet, Chioggia



Care Guide:

Also known as Bassano, and noted for its alternating red-and-white concentric rings that resemble a bull's-eye, this variety is wonderful for both fresh eating and pickling. It retains its markings if roasted whole and sliced just before serving.

- 2' apart
- 50 days

Annual, Full Sun, Vegetable / Fruit

Number of Seeds

3

Attributes



Number of Seeds

5

Attributes



Blue Columbine



Care Guide:

Columbine (*Aquilegia caerulea*) is the state flower of Colorado. Blue flowers with white corollas atop delicate, fern-like foliage. Perennial that is easy to grow in a variety of conditions. Hummingbirds and beneficial insects love the nectar of this special native wildflower. Start indoors 6-8 weeks before last frost. Barely cover with soil as lights aids germination. Keep seeds moist until they have sprouted. Transplant to sunny spot in cool climate or filtered shade in hot climates.

- Days to germination: 21-28
- Planting depth: 1/16"
- Plant Spacing: 16"
- Soil Temperature: 65-70°F

Flower, Full Sun, Perennial

Number of Seeds

10

Attributes



Broccoli Raab, Spring Rapini



Care Guide:

Grown for its slightly nutty, asparagus-flavored side shoots, broccoli raab (also known as rapini) is related to both broccoli and turnips but is actually closer to turnips in terms of cultivation. Large plants mature over a 1-2 week period, bearing side shoots and large, tender, abundant leaves on thin stems. Sow seeds indoors ¼" deep. Plant out just before the last frost. Broccoli prefers cool temperatures and a regular supply of water. In many regions, it can be grown as both a spring and fall crop. 40-60 days.

- Start Indoors: In Early Spring
- Germination: 3-10 Days
- Plant Outdoors: 24" Apart

Annual, Full Sun, Vegetable / Fruit

Broccoli, Calabrese



Care Guide:

Sow seeds indoors ¼" deep. Plant out just before the last frost. Broccoli prefers cool temperatures and a regular supply of water. In many regions it can be grown as both a spring and fall crop.

- Start Indoors: 6-8 weeks before last frost
- Germination: 3-10 Days
- Plant Outdoors: 24" Apart

Annual, Full Sun, Vegetable / Fruit

Number of Seeds

5

Attributes



Number of Seeds

5

Attributes



Butterfly Flower, Common Milkweed



Care Guide:

Native to the eastern half of the U.S. where it thrives in most any well-drained soil, this familiar milkweed species, also known as butterfly flower, produces clusters of stunning, sweetly scented, nectar-rich flowers in shades of pink on 3-4' plants. Monarch butterflies depend on milkweed plants for forage and to lay their eggs, making this a natural choice for habitat gardens or any border where butterflies are enjoyed. Hardy to zone 4.

- Start Indoors: 8-10 weeks before planting out
- Germination: 10-15 Days
- Plant Outdoors: 12-24" Apart

Flower, Full Sun, Perennial

Number of Seeds

5

Attributes



Cabbage, Early Jersey Wakefield (Organic)



Care Guide:

This early-maturing variety is delicious eaten fresh. The conical, solid, tightly held heads grow up to 15" long by 7" wide and weigh 3-4 pounds each. An historic variety, this cabbage was first grown in the United States by Francis Brill of Jersey City, New Jersey, in 1840.

- 60-75 days to maturity
- 24-36" apart

Annual, Full Sun, Vegetable / Fruit

Number of Seeds

5

Attributes



Cabbage, Red Kalibos



Care Guide:

The leaves of these dense 2-3 pound heads have a sweetness that makes them perfect for slaws and salads, or for use in pickling. Sow seed indoors ¼" deep 4-6 weeks before the last frost. Plant out just before the last frost. Take care not to disrupt the shallow root system while transplanting and weeding. Make sure cabbage has a regular supply of water. Mulching cabbage will reduce weeds and keep moderate temperatures and even moisture in the soil. Cabbage is a heavy feeder and consequently needs an even supply of nutrients. 80 days from transplant.

- Start Indoors: 6-8 weeks before last frost
- Germination: 7-12 Days
- Plant Outdoors: 24-36" Apart

Annual, Full Sun, Vegetable / Fruit

Number of Seeds

5

Attributes



Carrot, Oxheart



Care Guide:

Heart-shaped roots grow to over 1 pound very rapidly. Excellent quality, stores well. Good for heavy soils. Very uniform true-to-type strain. Sow seeds outdoors 3-4 weeks before last spring frost or as soon as soil can be worked. Tamp soil firmly; keep bed moist until emergence. Germination is slow and uneven, so be patient. Using spun polyester row covers may improve germination rates. 90 days. Thin 2-4" apart.

- Direct Seed: 1/2" Apart
- Seed Depth: 1/4"
- Rows Apart: 16-24"

Annual, Full Sun, Vegetable / Fruit

Carrot, Red Cored Chantenay



Care Guide:

This popular variety has sweet orange flesh, wide shoulders, thick, edible roots, and a red-orange core that gives the variety its name. Easy to grow-prepare and enrich the soil with nutrients, and a prolific harvest will result. The 6" roots are great for soups, canning or fresh eating.

- 16-24" apart
- 70 days

Annual, Full Sun, Vegetable / Fruit

Number of Seeds

20

Attributes



Number of Seeds

20

Attributes



Carrot, Scarlet Nantes



Care Guide:

Its cylindrical roots are 7" long with blunt tips, and its fine-grained, bright red-orange flesh is nearly coreless, offering great flavor that's sweet and crisp. Good when used as baby carrots, and excellent for freezing and juicing. Sow seeds outdoors 3-4 weeks before last spring frost, or as soon as soil can be worked. Keeping soil moist throughout the germination period is important to success. Misting the planted area daily or covering is recommended. Carrots are slow to germinate and need steady moisture until germination. Sow successively throughout the season for fresh carrots. 65-75 days. Thin 2-4" apart.

- Direct Seed: 1/2" Apart
- Seed Depth: 1/4"
- Rows Apart: 16-24"

Annual, Full Sun, Vegetable / Fruit

Number of Seeds

20

Attributes



Cauliflower, Di Sicilia Violetto



Care Guide:

The voluminous variety will form side shoots after the main head is cut so be sure to space plants at least 20" apart as it will get quite large throughout the course of the growing season. Sow seeds indoors ¼" deep. Plant out just before the last frost. This brassica prefers cool temperatures and a regular supply of water. In many regions it can be grown as both a spring and fall crop. 80 days.

- Start Indoors: 6-8 weeks before last frost
- Germination: 3-10 Days
- Plant Outdoors: 24" Apart

Annual, Full Sun, Vegetable / Fruit

Cauliflower, Romanesco



Care Guide:

As beautiful in the garden as on the table, this cauliflower variety produces stunning apple-green whorled heads with a highly refined taste and texture. Widely grown and prized in Italy, it grows exceptionally well in cool northern areas of the country.

- 24" apart
- 75-100 days

Annual, Full Sun, Vegetable / Fruit

Number of Seeds

5

Attributes



Number of Seeds

5

Attributes



Celeriac, Monstropolgi




Care Guide:

This celery root variety has a mild, sweet celery flavor and firm, round roots that measure 3" long by 3-4" wide. Its root, stems and leaves make a fine addition to soups and stews. Sow seeds indoors 1/8" deep in warm, moist soil, 10-12 weeks before planting outdoors. Transplant outdoors spacing 6" apart in 30" rows. Note: celeriac will bolt early if exposed to cool temperatures (below 55°F). 100 days.

- Start indoors 10-12 weeks before the last frost
- Germinate: 14 days
- Plant 24" apart

Annual, Full Sun, Vegetable / Fruit

Chives



Care Guide:

(*Allium schoenoprasum*) The slender, onion-flavored, green foliage of chives can be eaten fresh or cooked, and can even be frozen for use later. The cheery, lavender-pink flowers of this perennial herb are also edible and make this species a welcome addition to ornamental borders. Plants will self-sow.

- 12-20"
- Pant 4-8" apart

Herb, Partial Sun, Perennial

Number of Seeds

5

Attributes



Number of Seeds

3

Attributes



Cilantro



Care Guide:

A very popular and easy to grow herb. The seeds are similarly to parsley, but spicier. The aromatic and flavorful seeds are used in potpourri and to flavor pastries, salad dressings, and meats. A staple in Mexican dishes and fresh salsa.

- 18"-24" tall
- 65 days to maturity
- **Harvest Tip:** Cut Cilantro leaves when they are 4" to 6" high. Gather seeds as they ripen. May be used whole or crushed.

Annual, Full Sun, Herb

Number of Seeds

5

Attributes



Collard, Ellen Felton Dark



Care Guide:

This heirloom collard produces green, elliptical, tender leaves with a sweet, slightly fruity taste. Sow seeds indoors ¼" deep. Plant out just before the last frost. Can also be direct seeded outdoors three months before fall frost. Fares well in low temperatures. Harvest may continue even after snow.

- Start Indoors: 6-8 weeks before last frost
- Germination: 3-10 Days
- Plant Outdoors: 24" Apart
- Plant measures 15-22" tall by 22-35 wide

Annual, Full Sun, Vegetable / Fruit

Number of Seeds

5

Attributes



Cucumber, Armenian



Care Guide:

Also known as the Yard-Long Cucumber, Snake Cucumber, Snake Melon or Uri, it is really a Melon, but it acts like a Cucumber! Known as one of the best slicing Cucumbers, this Armenian heirloom is rarely available for purchase so you'd best grow your own. Thin-skinned, slightly ribbed and matte chartreuse, its crisp, mild flesh has a light citric finish with a unique sweetness. Sow seeds outdoors in 12" diameter hills after the last frost when soil is warm. Space hills 6' apart in all directions. Can also be started indoors 2-4 weeks before the last frost for an earlier harvest. Cucumbers benefit from consistent moisture. Provide support for vines to save space.

- Direct Seed: 1" Deep
- Seeds to Hill: 6-8 Seeds
- Thin: To 3-4 Plants

Annual, Full Sun, Vegetable / Fruit

Number of Seeds

3

Attributes



Cucumber, Bushy



Care Guide:

A bush cucumber, this variety will take up only 2 or 3 square feet per plant. Sow seeds outdoors in 12" diameter hills after the last frost when soil is warm. Space hills 6' apart in all directions. Can also be started indoors 2-4 weeks before the last frost for an earlier harvest. Cucumbers benefit from consistent moisture. Provide support for vines to save space. 45-50 days.

- Direct Seed: 1" Deep
- Seeds to Hill: 6-8 Seeds
- Thin: To 3-4 Plants

Annual, Full Sun, Vegetable / Fruit

Number of Seeds

3

Attributes



Cucumber, Double Yield



Care Guide:

A very early pickling type, this variety bears fruits that are best for canning or fresh eating when 4-5" long. Early- to mid-season maturity. When growing plants on a trellis, space seed 6-8" apart and thin as necessary; train the plants to climb the trellis with an initial guidance. Alternatively, make 12" hills at least 6' apart. Plant 6-8 cucumber seeds per hill 1" deep. After germination, thin to 3-4 plants per hill. 50-60 days.

- Direct Seed: 1" Deep
- Seeds to Hill: 6-8 Seeds
- Thin: To 3-4 Plants

Annual, Full Sun, Vegetable / Fruit

Number of Seeds

3

Attributes



Cumin



Care Guide:

Sow seeds indoors ¼" deep. Transplant outdoors 2-3 weeks after last frost. Seeds can also be direct seeded 2-3 weeks after last frost when soil is warm. Cumin prefers well- drained fertile soil and hot conditions.

- Start Indoors: 6-8 weeks before last frost
- Germination: 10-14 Days
- Plant Outdoors: 4-8" Apart

Annual, Full Sun, Herb

Flower, American Basketflower



Care Guide:

Splendid 4-5" mauve-colored flowers bloom from papery, straw-colored buds that resemble woven baskets. Their sweet, honey-like fragrance draws bees and butterflies to gardens, borders, meadows, and wherever else these unique flowers are sown. Basketflowers stand out in arrangements, whether fresh-cut or dry, and dry well in bud, flower, or spent-flower stage. 4' tall.

- Direct Seed: 1/8" Deep
- Germination: 10-15 Days
- Thin: 8-12" Apart

Annual, Flower, Full Sun

Number of Seeds

5

Attributes



Number of Seeds

5

Attributes



Flower, Shade Mix



Care Guide:

This shade seed mixture contains a colorful array of more than 15 annuals and perennials that tolerate partial shade. Not suitable for densely shaded areas, it works best in locations that receive strong, filtered sunlight or 1-4 hours of direct sun per day. You may sow the shade mix 1 to 2 weeks before your average last frost date. Mix the seed with some sand or sawdust, broadcast the seed, and then go over the area with a rake to work the seed into the soil a little. These seeds are best seeded at 6-12 lbs per acre or 5 ounces for 1000 square feet. Comes with roughly 20 seeds.

Annual, Flower, Partial Sun, Perennial

Number of Seeds

20

Attributes



Flower, Whirlygig Mix Zinnia



Care Guide:

This vibrant mix is loved by butterflies, bees, and other beneficial insects and is also easy to grow. Performs well in borders and in arrangements. Sow seeds outdoors after last frost. Zinnias prefer well-drained average soil. Water regularly, keeping leaves dry. Remove spent blossoms frequently to prolong blooming.

- Direct Seed: 1/8" Deep
- Germination: 5-24 Days
- Thin: 10-12" Apart

Annual, Flower, Full Sun

Number of Seeds

10

Attributes



Ground Cherry, Aunt Molly's



Care Guide:

Allow the fruit to fall to the ground before harvesting. Sow seeds indoors ¼" deep. Plant out when the danger of frost has passed. Excellent results when grown on landscape cloth, which suppresses weeds and makes collecting the fruits easier. Fruits can be stored in husks for 3-4 weeks.

- Start Indoors: 6 weeks before last frost
- Germination: 14 Days
- Plant Outdoors: 12-18" Apart

Annual, Full Sun, Vegetable / Fruit

Kale, Blue Scotch Curled



Care Guide:

Blue Curled Scotch Kale is a variety that is delicious, nutritious, and attractive. An extremely strong producer – especially in cooler climates. Use Blue Curled Scotch Kale in salads or stir-frys.

- 12-15" leaves
- Plant 8-12" apart
- 30-60 days to maturity

Annual, Full Sun, Partial Sun, Vegetable / Fruit

Number of Seeds

3

Attributes



Number of Seeds

5

Attributes



Kale, Greenpeace



Care Guide:

This purple-stemmed Siberian kale is nutritious and delicious, producing crunchy, crisp leaves with a sweet flavor (made sweeter with frost!) and only a hint of bitterness. Green, slightly blistered leaves have lobed margins and purple petioles and measure 15.5-18.5" long and 5.5-8.5" wide. Sow seeds indoors ¼" deep. Plant out just before the last frost. Kale is most tender and delicious after a frost. Harvest can continue even after snow. 40 days from transplant.

- Start Indoors: 6-8 weeks before last frost
- Germination: 3-10 Days
- Plant Outdoors: 24" Apart

Full Sun, Vegetable / Fruit

Kale, Lacinato



Care Guide:

Also known as Nero di Toscana, Italian kale which reportedly dates back to the 18th century. Blue-green strap-like leaves are 3" wide by 10-18" long with a heavily savoyed texture. Excellent flavor that is enhanced by frost. Best eaten when leaves are small and tender. 62 days from transplant.

- Start Indoors: 6-8 weeks before last frost
- Germination: 3-10 Days
- Plant Outdoors: 24" Apart

Full Sun, Vegetable / Fruit

Number of Seeds

5

Attributes



Number of Seeds

10

Attributes



Kale, Marrowstem



Care Guide:

Fearing Burr made sure to note this tall kale in his landmark 1863 book, *Field and Garden Vegetables of America*. Its edible stalk reaches up to 30" tall and is cloaked in an abundance of leaves which can be eaten raw or cooked and are especially tender when young. Sow seeds indoors ¼" deep. Plant out just before the last frost. Kale is most tender and delicious after a frost. Harvest can continue even after snow.

- Start Indoors: 6-8 weeks before last frost
- Germination: 3-10 Days
- Plant Outdoors: 24" Apart

Full Sun, Vegetable / Fruit

Kale, Scarlet



Care Guide:

Leaves darken to deep scarlet in late season. Begin harvesting leaves when young, and allow plant to grow well into the early winter. Sow seeds indoors ¼" deep. Plant out just before the last frost. Kale is most tender and delicious after a frost. Harvest can continue even after snow. 24-36" tall by 24" wide, 60 days from transplant.

- Start Indoors: 6-8 weeks before last frost
- Germination: 3-10 Days
- Plant Outdoors: 24" Apart

Full Sun, Vegetable / Fruit

Number of Seeds

5

Attributes




Number of Seeds

10

Attributes



Lavender, Munstead



Care Guide:

'Munstead' Lavender is an English Lavender that has fragrant, cool lavender-blue spikes and gray-green, mounded foliage. You can start Munstead lavender seeds indoors, 6 to 8 weeks prior to the last frost. You can also sow them directly into a well-worked, finely textured garden bed in full sun. 100-110 days.

- Days to germination: 14-28 days.
- Soil temp: 60°-70°F
- Planting depth: 1/8"

Flower, Full Sun, Herb, Perennial

Number of Seeds

5

Attributes



Leek, Blue Solaise



Care Guide:

Blue colored leaves that turn violet after a cold spell. Very large 15-20" stalks are sweet and flavorful. Extremely hardy, good for short-season areas and winter harvest. Sow seeds indoors ¼ " deep and space 1" in all directions. Transplant as soon as soil can be worked in spring. Hill or mound soil around stems several times to blanch as leeks grow.

- 6" Apart
- 100-120 Days

Annual, Full Sun, Vegetable / Fruit


Number of Seeds

5

Attributes



Leek, Jaune du Poitou



Care Guide:

Beautiful yellow-green leaves, a mild taste and a wide, thick, edible white shank have long made this leek a popular variety in Europe. Sow seeds indoors ¼" deep and space 1" in all directions. Transplant as soon as soil can be worked in spring. Hill or mound soil around stems several times to blanch as leeks grow.

- 6" Apart
- 100-120 Days

Annual, Full Sun, Vegetable / Fruit

Number of Seeds

5

Attributes



Leek, Prizetaker



Care Guide:

Very hardy 36" tall plants with thick, solid, pure-white base. Even with its large size, the stalk retains its tenderness and mild flavor. Sow seeds indoors ¼" deep and space 1" in all directions. Transplant as soon as soil can be worked in spring. Hill or mound soil around stems several times to blanch as leeks grow. 110-135 days from transplant.

- Start Indoors: 4-6 weeks before last frost
- Germination: 5-7 Days
- Plant Outdoors: 6" Apart
- Rows Apart: 12-24"

Full Sun, Perennial, Vegetable / Fruit

Number of Seeds

5

Attributes



Lettuce, Amerikanischer Braun



Care Guide:

What's not to like? The leaves of this boldly colored looseleaf lettuce are flavorful, sweet, crisp, and tender. Plants do well in summer heat and bear leaves that are light yellow-green in the center and dark red/purple toward the edges. Sow continuously for a constant supply of lettuce. Best grown in cooler weather. Plant in full sun or partial shade. 35-42 days. Thin 6-8" Apart.

- Seed Depth: 1/4"
- Direct Seed: 1" Apart
- Germination: 7-14 Days

Annual, Full Sun, Partial Sun, Vegetable / Fruit


Number of Seeds

10

Attributes



Lettuce, Strela Green



Care Guide:

This flavorful, decorative lettuce variety looks as great as it tastes and also tolerates heat! Sweet, crunchy, and not the least bit bitter, it dates from the 1500s and was reintroduced into the modern seed trade by Dr. Alan Kapuler of Peace Seeds, a Seed Savers Exchange lifetime member from Corvallis, Oregon. A unique star-shaped rosette of pointed, long, slender leaves makes this lettuce stand out wherever it's planted—in a field, garden bed, or container. Looseleaf. 48 days. Thin 10-12" Apart.

- Direct Seed: 1" Apart
- Seed Depth: 1/4"
- Germination: 7-14 Days

Annual, Full Sun, Partial Sun, Vegetable / Fruit

Number of Seeds

10

Attributes



Lettuce, Three Heart



Care Guide:

This lettuce can be used in salads or as an addition to sandwiches and burgers. Mix it with other varieties to create a salad mix of different textures, colors, and flavors. Salads that have a lettuce base are often combined with grated cheese, fresh or dried fruit, nuts, and rich and crispy meats like bacon or pork belly. Sow successively for a constant supply of lettuce. Best grown in cooler weather. Plant in full sun or partial shade. 40-50 days. Thin 6-8" Apart.

- Direct Seed: 1" Apart
- Seed Depth: 1/4"
- Germination: 7-14 Days

Annual, Full Sun, Partial Sun, Vegetable / Fruit

Number of Seeds

10

Attributes



Lettuce, Winter Density



Care Guide:

Also known as Craquerelle du Midi, bred in England. Large dark green curled leaves form upright 8-10" heads. Sweet, crisp, and succulent. Slow to bolt in summer heat yet also cold tolerant. This lettuce can be used in salads or as an addition to sandwiches and burgers. Mix it with other varieties to create a salad mix of different textures, colors, and flavors. Sow successively for a constant supply of lettuce. Best grown in cooler weather. Plant in full sun or partial shade. 55 days. Thin 10" Apart.

- Direct Seed: 1" Apart
- Seed Depth: 1/4"
- Germination: 7-14 Days

Annual, Full Sun, Partial Sun, Vegetable / Fruit

Number of Seeds

10

Attributes



Lima Bean, Christmas



Care Guide:

Also known as Large Speckled Calico, this variety was first cultivated in the United States around 1840 and produces beautiful, quarter-sized, flat white seeds with maroon spots and swirls. It has rich flavor and can be used as a shell lima or dry. Heavy yields, bears even during extreme heat. Lima beans thrive in hot temperatures. Sow seeds outdoors after danger of frost has passed and soil and air temperatures have warmed. Seeds will germinate in 7-18 days. Limas prefer full sun. 75-100 days.

- Direct Seed: 2" Apart
- Seed Depth: 1"
- Rows Apart: 36-48"

Annual, Full Sun, Vegetable / Fruit

Number of Seeds

3

Attributes



Lupine, Russel Strain Mixture



Care Guide:

Standing 12-36 inches tall, these beautiful flowers will create a show-stopping display in your outdoor space. As a late spring bloomer, Russell Lupine graces your garden with its majestic presence from late May to mid-June. Russell Lupine thrives in full sun and enjoys moderate to moist conditions, making it a versatile and easy-to-grow plant. Its adaptability makes it ideal for various garden settings, including beds & borders or meadow gardening. However, it's important to note that plants and seeds are poisonous to livestock, so take necessary precautions if you have farm animals nearby. Blooms in summer. 150-365 days to mature depending on the source.

- Planting depth: 1/4"
- Plant Spacing: 18"
- Start indoors: direct sow
- Days to germination: 14-28

Flower, Full Sun, Herb, Perennial


Number of Seeds

5

Attributes



Marjoram



Care Guide:

8 to 10 weeks before last frost, start seeds indoors. Light is required for germination; barely cover seeds. When established, harden off and transplant 12" apart into soil that drains well. Plant reaches 12" tall with velvety gray-green leaves and small pink flowers. May be dried for long-term storage but is most flavorful when harvested fresh. Marjoram is technically a perennial herb but can be grown as an annual in colder climates. 70-days

- Germination: 14-21 days
- Soil temp: 65°-75°F
- Planting depth: 1/8"

Annual, Full Sun, Herb, Perennial

Number of Seeds

20

Attributes



Melon, Amish



Care Guide:

Oval fruits are 9" long and weigh 4-7 pounds. Melons love heat. Sow seeds outdoors in 12" diameter hills after danger of frost has passed and soil has warmed. Space hills 6' apart in all directions. Seeds will germinate in 4-10 days. Can also be started indoors 2-3 weeks before last frost. 80-90 days.

- Direct Seed: 1" Deep
- Seeds to Hill: 6-8 Seeds
- Thin: To 3-4 Plants

Annual, Full Sun, Vegetable / Fruit

Number of Seeds

2

Attributes



Melon, Boule d'Or



Care Guide:

Fruits will keep for several weeks if kept cool and dry. Very hard to find. Melons love heat. Sow seeds outdoors in 12" diameter hills after danger of frost has passed and soil has warmed. Space hills 6' apart in all directions. Seeds will germinate in 4-10 days. Can also be started indoors 2-3 weeks before last frost. 95-110 days.

- Direct Seed: 1" Deep
- Seeds to Hill: 6-8 Seeds
- Thin: To 3-4 Plants

Annual, Full Sun, Vegetable / Fruit

Melon, Early Hanover



Care Guide:

Melons love heat. Sow seeds outdoors in 12" diameter hills after danger of frost has passed and soil has warmed. Space hills 6' apart in all directions. Seeds will germinate in 4-10 days. Can also be started indoors 2-3 weeks before last frost. 70-85 days.

- Direct Seed: 1" Deep
- Seeds to Hill: 6-8 Seeds
- Thin: To 3-4 Plants

Annual, Full Sun, Vegetable / Fruit

Number of Seeds

2

Attributes




Number of Seeds

2

Attributes



Melon, Emerald Gem



Care Guide:

Pale orange rich juicy flesh is sweet and somewhat spicy in flavor. Heavy producer, 2-3 pound fruits. Melons love heat. Sow seeds outdoors in 12" diameter hills after danger of frost has passed and soil has warmed. Space hills 6' apart in all directions. Seeds will germinate in 4-10 days. Can also be started indoors 2-3 weeks before last frost. 70-90 days.

- Direct Seed: 1" Deep
- Seeds to Hill: 6-8 Seeds
- Thin: To 3-4 Plants

Annual, Full Sun, Vegetable / Fruit

Melon, Prescott Fond Blanc



Care Guide:

Melons love heat. Sow seeds outdoors in 12" diameter hills after danger of frost has passed and soil has warmed. Space hills 6' apart in all directions. Seeds will germinate in 4-10 days. Can also be started indoors 2-3 weeks before last frost.

Annual

Full Sun

Annual, Full Sun, Vegetable / Fruit

Number of Seeds

2

Attributes



Number of Seeds

2

Attributes



Melon, Tigger



Care Guide:

Tigger is heavier (about 1 pound), and the white flesh is mildly sweet.

Ornamental, for specialty markets. Melons love heat. Sow seeds outdoors in 12" diameter hills after danger of frost has passed and soil has warmed. Space hills 6' apart in all directions. Seeds will germinate in 4-10 days. Can also be started indoors 2-3 weeks before last frost. 85 days.

- Direct Seed: 1" Deep
- Seeds to Hill: 6-8 Seeds
- Thin: To 3-4 Plants

Number of Seeds

2

Attributes



Annual, Full Sun, Vegetable / Fruit

Mustard, Feaster Family Heirloom



Care Guide:

Bearing long, broad, smooth, upright leaves with a toothed margin, these plants reach 20-25" tall and 16-18" wide. You can directly seed your mustards into the ground, placing 3 seeds every 8 inches. Plant them 3 months before your first frost in rows 18-30 inches apart. The seeds should be planted 1/4-1/2 inch deep. As they grow, thin them to 1 plant every 8-10 inches. Mustards may bolt early if planted in the spring.

- Start Indoors: 6 weeks before last frost
- Direct Seed: 1/2" Deep
- Thin: 1-6" Apart
- Plant Outdoors: 6-8" Apart

Annual, Full Sun, Vegetable / Fruit

Number of Seeds

10

Attributes



Nasturtium, Tip Top



Care Guide:

The flowers within the mix of this half-hardy annual are apricot, gold, mahogany, and scarlet. This 8-10" tall selection is ideal for containers. Sow seeds outdoors one week after last frost. Plants prefer average moist soil. Water during dry spells, but do not fertilize, as this will promote more foliage than flowers.

- Direct Seed: 1/4" Deep
- Germination: 7-12 Days
- Thin: 6-12" Apart

Annual, Flower, Full Sun

Number of Seeds

2

Attributes



Okra, Clemson Spineless



Care Guide:

Vigorous plants grow 3-5' tall. Exceptionally uniform, deep green ribbed and spineless pods are best harvested when 3" long. Excellent quality. Sow seeds outdoors when the soil has warmed. Tolerant of heat and drought, but not of cold. Keep well picked for higher yields. 50-64 days.

- Direct Seed: 2" Apart
- Seed Depth: 1/2"
- Thin: 6-8" Apart

Annual, Full Sun, Vegetable / Fruit

Number of Seeds

5

Attributes



Onion, Red Wethersfield



Care Guide:

Also known as Dark Red Beauty, this attractive onion has large flattened globes with purple-red skins. The mildly pungent flesh with red concentric circles is best used fresh for salads and garnishes, rather than kept for extended storage.

- 6" Apart
- 100 days to maturity

Annual, Full Sun, Vegetable / Fruit

Onion, Ruby Red



Care Guide:

Beautiful burgundy skin gives this large, firm, sweet onion its name. Perfect for storing, this long-day onion lasts up to 6 months. Reliable plants yield crunchy, aromatic bulbs. Sow seeds indoors in flats ¼" deep and space 1" in all directions. Transplant outdoors as soon as soil can be worked in spring. Keep onions well weeded with shallow cultivation. 120 days.

- Start Indoors: 4-6 weeks before transplanting
- Germination: 4-10 Days
- Plant Outdoors: 4-6" Apart

Full Sun, Perennial, Vegetable / Fruit

Number of Seeds

5

Attributes




Number of Seeds

5

Attributes



Onion, Walla Walla



Care Guide:

Large, round bulbs boast sweet, mild, juicy flesh. Famous for its mild flavor, this long-day sweet onion is the only northern onion ever to match the quality of the popular Vidalia types. Well-grown bulbs can reach 2 pounds apiece and will store 2-3 months. Sow seeds indoors in flats ¼" deep and space 1" in all directions. Transplant outdoors as soon as soil can be worked in spring. Keep onions well weeded with shallow cultivation. 90 days.

- Start Indoors: 4-6 weeks before transplanting
- Germination: 4-10 Days
- Plant Outdoors: 4-6" Apart

Full Sun, Perennial, Vegetable / Fruit

Number of Seeds

5

Attributes



Parsley, Flat Leaf



Care Guide:

Parsley is slow but reliably germinates, so have patience. Germination can be sped up a bit by soaking seeds for 24 hours before planting. Choose a sunny spot for your parsley plants and space 3-6 inches apart. Harvest in the morning for optimal flavor. Biennial. 60-75 days.

- Germination time: 20-30 days
- Planting depth: 1/4"
- Plant size: 12-18 inches tall, 8-12 inch spread.

Herb, Partial Sun

Number of Seeds

5

Attributes



Parsley, Triple Curled



Care Guide:

Closely curled dark-green leaves. Fast-growing, uniform strain. High in vitamins and minerals. Holds for a long time at harvesting stage, even in warm weather. Sow seeds outdoors just before last frost. Can also be started indoors and set out as small plants. Seeds can be soaked in warm water for 24 hours before planting. Prefers full sun to partial shade and well-drained rich soil.

Annual, Herb, Partial Sun


Number of Seeds

5

Attributes



Pea, Champion of England



Care Guide:

A traditional tall pea that reaches heights of 10 feet—a great return for a small space. Eight to ten peas per pod. Peas thrive in cool weather. Sow seeds outdoors as soon as soil can be worked in spring. Seeds will germinate in 7-14 days. Double rows of peas can be planted on each side of a trellis. 60-75 days.

- Direct Seed: 2-3" Apart
- Seed Depth: 1/2-1"
- Rows Apart: 24"
- Support: Trellis

Annual, Full Sun, Vegetable / Fruit

Number of Seeds

3

Attributes



Pea, Green Arrow



Care Guide:

Slim pointed pods are 4-5" long and contain 8-11 small deep green peas. Pods are almost always borne in doubles. Very heavy reliable production. Medium vines grow 24-28" tall. Peas thrive in cool weather. Sow seeds outdoors as soon as soil can be worked in spring. Seeds will germinate in 7-14 days. Double rows of peas can be planted on each side of a trellis. 62-70 days.

- Direct Seed: 2-3" Apart
- Seed Depth: 1/2-1"
- Rows Apart: 24"
- Support: Trellis

Annual, Full Sun, Vegetable / Fruit

Pepper, Beaver Dam



Care Guide:

Fruits are mildly hot when seeded. Sow seeds indoors ¼" deep. Peppers germinate best in warm soil, so gentle bottom heat may be helpful until seedlings emerge. Wait to transplant outdoors until soil is warm. 80 days from transplant.

- Start Indoors: 8 weeks before last frost
- Germination: 14 Days
- Plant Outdoors: 12-24" Apart

Annual, Full Sun, Vegetable / Fruit

Number of Seeds

3

Attributes



Number of Seeds

3

Attributes



Pepper, Bull Nose Bell



Care Guide:

Crisp fruits ripen from green to red with an excellent flavor. Productive, sturdy plants. This pepper is sweet. Sow seeds indoors ¼" deep. Peppers germinate best in warm soil, so gentle bottom heat may be helpful until seedlings emerge. Wait to transplant outdoors until soil is warm. 55-80 days from transplant.

- Start Indoors: 8 weeks before last frost
- Germination: 14 Days
- Plant Outdoors: 12-24" Apart

Annual, Full Sun, Vegetable / Fruit

Pepper, Buran



Care Guide:

Sweet and productive Polish pepper. Two-foot tall plants produce 4" long bell fruits with 3 lobes. Sweet even when green, sure to be a favorite. Does well in dry areas. Sow seeds indoors ¼" deep. Peppers germinate best in warm soil, so gentle bottom heat may be helpful until seedlings emerge. Wait to transplant outdoors until soil is warm. This pepper is sweet. 90 days from transplant.

- Start Indoors: 8 weeks before last frost
- Germination: 14 Days
- Plant Outdoors: 12-24" Apart

Annual, Full Sun, Vegetable / Fruit

Number of Seeds

3

Attributes



Number of Seeds

3

Attributes



Pepper, Fatalii



Care Guide:

Habanero-type peppers with delicious citrus flavor and few seeds. Golden-orange 3" long fruits are borne in abundance on sturdy 30" plants. This pepper is **EXTREMELY HOT** (a little goes a long way). Sow seeds indoors ¼" deep. Peppers germinate best in warm soil, so gentle bottom heat may be helpful until seedlings emerge. Wait to transplant outdoors until soil is warm. 90 days from transplant.

- Start Indoors: 8 weeks before last frost
- Germination: 14 Days
- Plant Outdoors: 12-24" Apart

Annual, Full Sun, Vegetable / Fruit

Number of Seeds

3

Attributes



Pepper, Garden Sunshine



Care Guide:

Creamy yellow 8" bell-shaped peppers hold for weeks before turning to orange and then red, extended harvest period. Best used when yellow or orange. Highly productive 16" plants. Remarkably dependable sweet pepper. Sow seeds indoors ¼" deep. Peppers germinate best in warm soil, so gentle bottom heat may be helpful until seedlings emerge. Wait to transplant outdoors until soil is warm. 80-100 days from transplant.

- Start Indoors: 8 weeks before last frost
- Germination: 14 Days
- Plant Outdoors: 12-24" Apart

Annual, Full Sun, Vegetable / Fruit

Number of Seeds

3

Attributes



Pepper, Miniature Chocolate Bell



Care Guide:

Short stocky plants covered with lovely 2" long miniature bell peppers with an excellent fresh flavor. This pepper is sweet. Bell peppers are sweetest when they mature to a full color, but the crunchy green flesh is a great addition to many savory dishes. Sow seeds indoors ¼" deep. Peppers germinate best in warm soil, so gentle bottom heat may be helpful until seedlings emerge. Wait to transplant outdoors until soil is warm. 90 days from transplant.

- Start Indoors: 8 weeks before last frost
- Germination: 14 Days
- Plant Outdoors: 12-24" Apart

Number of Seeds

3

Attributes



Annual, Full Sun, Vegetable / Fruit

Pepper, Red Habanero



Care Guide:

Also known as Lucifer's Dream, Caribbean favorite many times hotter than the jalapeño. Three-foot tall plants produce enormous yields of small rippled peppers with a characteristic fruity flavor and aroma. Sow seeds indoors ¼" deep. Peppers germinate best in warm soil, so gentle bottom heat may be helpful until seedlings emerge. Wait to transplant outdoors until soil is warm.

- Start Indoors: 8 weeks before last frost
- Germination: 14 Days
- Plant Outdoors: 12-24" Apart

Annual, Full Sun, Vegetable / Fruit

Pepper, Shishito



Care Guide:

Compact, bushy plants produce an abundance of 3.5-4" wrinkled fruits over an extended period. Sow seeds indoors ¼" deep. Peppers germinate best in warm soil, so gentle bottom heat may be helpful until seedlings emerge. Wait to transplant outdoors until soil is warm. 80 days from transplant.

- Start Indoors: 8 weeks before last frost
- Germination: 14 Days
- Plant Outdoors: 12-24" Apart

Annual, Full Sun, Vegetable / Fruit

Number of Seeds

3

Attributes




Number of Seeds

3

Attributes



Purple Coneflower



Care Guide:

One of the very best for attracting butterflies and birds, this showy and easy-to-grow plant adds a flashy touch to the late summer landscape. Blooms heavily from July through September. Will tolerate clay soils. Plants reach 3-4' tall. Sow seeds outdoors just before last frost. Can also be started indoors and set out as small plants. Seeds can be soaked in warm water for 24 hours before planting. Prefers full sun to partial shade and well-drained rich soil. 90-120 days.

- Direct Seed: 1/2" Deep
- Germination: 10-20 Days
- Thin: 18-24" Apart

Flower, Full Sun, Partial Sun, Perennial


Number of Seeds

10

Attributes



Radish, Pink Lady Slipper



Care Guide:

One of the mildest radishes, with a hint of sweetness, the oblong roots of this variety are soft rosy-pink with bright-white flesh. Pink Lady Slipper stores well and stays crisp for weeks after harvest, even late in the season. An excellent choice for both home and market growers.

- 1" Apart
- 25-30 Days

Annual, Full Sun, Vegetable / Fruit

Number of Seeds

10

Attributes



Radish, Rat-Tailed



Care Guide:

Native to South Asia. Grown for the crisp, pungent, edible seedpods (up to 6 inches long) and not for the roots. Pods should be gathered before fully mature and eaten raw, pickled, or chopped in salads. Sow seeds outdoors as soon as soil can be worked in spring. Plant in full sun. Successive plantings can be made every 3-4 weeks throughout summer and fall to provide a continual harvest. 50 days. Thin 2-3" Apart.

- Direct Seed: 1" Apart
- Seed Depth: 1/2"
- Rows Apart: 12"

Annual, Full Sun, Vegetable / Fruit


Number of Seeds

5

Attributes



Rutabaga, Cairns Family Heirloom



Care Guide:

Tan roots with light red and green shoulders grow to 6-8" in diameter and have a sweet flavor after a frost. Sow seeds outdoors in late spring. Rutabagas prefer a long, cool growing season. Plant in full sun in cool climates or partial shade in hot summer climates. Rutabagas are most delicious after a frost or two. Seeds will germinate in 5-15 days. Thin 6" apart.

- Direct Seed: 2" Apart
- Seed Depth: 1/2"
- Rows Apart: 18-24"

Annual, Full Sun, Vegetable / Fruit

Number of Seeds

10

Attributes



Rutabaga, Westport Macomber Turnip



Care Guide:

Roots are large and white with either green or purple shoulders. Sow seeds outdoors in late spring. Seeds will germinate in 5-15 days. Rutabagas prefer a long, cool growing season. Plant in full sun in cool climates or partial shade in hot summer climates. Rutabagas are most delicious after a frost or two. 90-100 days. Thin 6" apart.

- Direct Seed: 2" Apart
- Seed Depth: 1/2"
- Rows Apart: 18-24"

Number of Seeds

10

Attributes



Annual, Full Sun, Vegetable / Fruit

Salsify, Mammoth Sandwich Island



Care Guide:

Sow seeds outdoors in early spring as soon as soil can be worked. Seeds will germinate in 3 weeks. Salsify prefers a deep friable soil and is most delicious after a frost. Dig roots in late fall. Known as "Vegetable Oyster" due to its uncanny oyster-like flavor. Long tapered roots average 8-10" long and 1" in diameter. Creamy white skin and white flesh. Upright grass-like leaves.

Number of Seeds

5

Attributes



Annual, Full Sun, Vegetable / Fruit

Shasta Daisy, Alaska



Care Guide:

These low-maintenance flowers are drought-tolerant once established and attract beneficial pollinators, making them ideal for pollinator-friendly gardens. For best results, keep the soil consistently moist but not soggy until germination. Start indoors 6-8 weeks before the last frost, or sow directly outside after the danger of frost has passed. These versatile seeds can thrive in both methods. Alaska Shasta Daisies prefer full sun but can tolerate partial shade. 90-120 days.

- Planting Depth: 1/8 inch deep
- Plant Spacing: Space plants 12-18 inches apart for ample room to grow
- Days to Germination: 14-28 days, depending on conditions

Flower, Full Sun, Perennial

Snapdragon, Tetra Mix



Care Guide:

Robust, scented flowers in an abundance of colors harken back to old-fashioned annual cutting gardens. The undeniable vintage charm of this semi-dwarf snapdragon, which grows from 18"-24" high, enlivens garden beds and borders, as well as bouquets.

- Full to partial sun
- 6-12" Apart

Annual, Flower, Full Sun, Partial Sun

Number of Seeds

25

Attributes



Number of Seeds

10

Attributes



Squash, Golden Hubbard



Care Guide:

Starchy, nutty, fine-grained flesh—good for baking and roasting. Fruits are 8-12 pounds and store well. An all-time American favorite. Sow seeds outdoors in 12" diameter hills after danger of frost has passed. Hills should be spaced 6' apart in all directions. Can also be started indoors 3 weeks before transplanting out. 90-100 days.

- Direct Seed: 1" Deep
- Seeds to Hill: 6-8 Seeds
- Thin: To 3-4 Plants

Annual, Full Sun, Vegetable / Fruit


Number of Seeds

3

Attributes



Squash, Long Island Cheese



Care Guide:

Named for its resemblance to a wheel of cheese. Flattened, ribbed, buff-colored pumpkins average 6-12 pounds. Sow seeds outdoors in 12" diameter hills after danger of frost has passed. Hills should be spaced 6' apart in all directions. Can also be started indoors 3 weeks before transplanting out. 90-100 days.

- Direct Seed: 1" Deep
- Seeds to Hill: 6-8 Seeds
- Thin: To 3-4 Plants

Annual, Full Sun, Vegetable / Fruit

Number of Seeds

3

Attributes



Squash, Silver Bell



Care Guide:

Small bell-shaped squash average four pounds. Silvery gray-blue shell turns pink in storage. Delicious deep orange, dry, sweet flesh. Good keeper. Sow seeds outdoors in 12" diameter hills after danger of frost has passed. Hills should be spaced 6' apart in all directions. Can also be started indoors 3 weeks before transplanting out. 100-105 days. Thin to 3-4 plants.

- Direct Seed: 1" Deep
- Seeds to Hill: 6-8 Seeds

Annual, Full Sun, Vegetable / Fruit

Number of Seeds

3

Attributes



Squash, Spaghetti



Care Guide:

Plants bear cream-colored, cylindrical shaped fruits filled with spaghetti-like strands of delicately flavored flesh. Sow seeds outdoors in 12" diameter hills after danger of frost has passed. Hills should be spaced 6' apart in all directions. Can also be started indoors 3 weeks before transplanting out. Plant 18-24" apart. 60-90 days to maturity.

- Direct Seed: 1" Deep
- Seeds to Hill: 6-8 Seeds
- Thin: To 3-4 Plants

Annual, Full Sun, Vegetable / Fruit


Number of Seeds

3

Attributes



Squash, Summer Crookneck



Care Guide:

Bush plants produce copious amounts of yellow summer squash with warty rinds that are best harvested and eaten young; at maturity the fruits are very ornamental. Sow seeds outdoors in 12" diameter hills after danger of frost has passed. Hills should be spaced 6' apart in all directions. Can also be started indoors 3 weeks before transplanting out. 55-60 days.

- Direct Seed: 1" Deep
- Seeds to Hill: 6-8 Seeds
- Thin: To 3-4 Plants

Annual, Full Sun, Vegetable / Fruit

Number of Seeds

3

Attributes



Squash, Table King Acorn



Care Guide:

Vigorous, wilt tolerant, semi-bush vines produce handsome dark green fruits. High quality, fiberless orange flesh is thick and flavorful. Fruits are 5" by 6", just the right size for two servings. Plant seed outdoors after all danger of frost is past or start indoors 4 to 6 weeks earlier. Make a group of 3 seeds placed in a ring about 3" across: cover with 1/2" of fine soil, well pressed down. Delicious in pies or cut into pieces and baked, steamed or boiled. Cut squash from vines with pruning shears.

- 6' apart
- 75 days to mature

Annual, Full Sun, Vegetable / Fruit

Number of Seeds

3

Attributes



Squash, Waltham Butternut



Care Guide:

Plant seeds outdoors after all danger of frost is past or start indoors 4 to 6 weeks earlier. Make a group of 3 seeds placed in a ring about 2" across; cover with ½" of fine soil, well pressed down. Allow the fruits to remain on the vine until fully matured. Handle carefully and store in a moderately warm, dry place during the winter.

- Matures in 95 days

Annual, Full Sun, Vegetable / Fruit

Number of Seeds

3

Attributes



Sunberry



Care Guide:

Also known as Wonderberry, these prolific bushy plants are loaded with small, slightly sweet, dull blue berries. Sow seeds indoors ¼" deep. Transplant outdoors 24" apart in rows 36" apart. Sunberries tolerate a wide variety of climates and conditions, but do not tolerate frost. Plants are self-supporting, but sprawl over a large area. Cage or trellis when space is limited. 50-75 days.

- Start Indoors: 6 weeks before last frost
- Germination: 14-21 Days
- Plant Outdoors: 24" Apart

Full Sun, Perennial, Vegetable / Fruit


Number of Seeds

5

Attributes



Sunflower, Autumn Beauty



Care Guide:

Multi-headed flowers range from bright yellow to gold to dark burgundy, with some bicolors. Under ideal conditions one plant can have up to two dozen flowers blooming at the same time. Very nice for cutting. Plants grow 5-8' tall. Sow seeds outdoors after last frost. Sunflowers prefer full sun to light shade and well-drained rich soil. Provide support for tall plants. 60 days.

- Direct Seed: 6" Apart
- Direct Seed: 1/2" Deep
- Germination: 10-14 Days
- Rows Apart: 24-36"

Annual, Flower, Full Sun

Number of Seeds

3

Attributes



Sunflower, Giant Primrose



Care Guide:

Multiple blossoms high on sturdy, top-branching, 8-12' tall plants. Flowers have soft, creamy, pale-yellow petals with a dark-chocolate center. Great when used as a living screen or windbreak. Sow seeds outdoors after last frost. Sunflowers prefer full sun to light shade and well-drained rich soil. Provide support for tall plants. 65 days.

- Direct Seed: 6" Apart
- Direct Seed: 1/2" Deep
- Germination: 10-14 Days
- Rows Apart: 24-36"

Annual, Flower, Full Sun

Sunflower, Irish Eyes



Care Guide:

Dwarf plants loaded with multiple blooms that have pointed golden petals and green centers. One of the best for container gardening and cutting. Plants grow 24-30" tall. Sow seeds outdoors after last frost. Sunflowers prefer full sun to light shade and well-drained rich soil. Provide support for tall plants. 60 days.

Annual, Flower, Full Sun

Number of Seeds

3

Attributes



Number of Seeds

3

Attributes



Sunflower, Taiyo




Care Guide:

Plants grow 5-6' tall with large 10-12" heads and short golden-yellow petals. Huge centers are covered with chocolate-colored velvet reminiscent of fur. Sow seeds outdoors after last frost. Sunflowers prefer full sun to light shade and well-drained rich soil. Provide support for tall plants. 70 days.

- Direct Seed: 6" Apart
- Direct Seed: 1/2" Deep
- Germination: 10-14 Days
- Rows Apart: 24-36"

Annual, Flower, Full Sun

Swamp Milkweed



Care Guide:

Plant seeds in loose, well-drained soil in a sunny location. Lightly cover with soil and water well. Seeds should sprout in 1-2 weeks. Transplant seedlings when they have one or more sets of true leaves and the danger of frost has passed. Space swamp milkweed plants 30-36 inches apart.

Full Sun, Herb, Perennial

Number of Seeds

3

Attributes



Number of Seeds

10

Attributes



Tomato, Beefsteak



Care Guide:

Plant seeds 1/8 inch deep. For plants, plant them deeper than in the pot. Plant them just below the first set of leaves. Plant in deep, rich, well-drained soil. The open-pollinated, indeterminate plants bear very heavy yields and can keep producing for months, often until frost. The vines can grow up to 8 ft. tall and staking is recommended.

- 75 days to maturity

Annual, Full Sun, Vegetable / Fruit

Number of Seeds

3

Attributes



Tomato, Green Zebra



Care Guide:

This variety produces very prolific plants that bear olive-yellow 1 ½ -2 ½ " fruits with deep-green zebra stripes and a sweet, zingy flavor. Indeterminate. Sow seeds indoors ¼" deep. Tomatoes are sensitive to freezing temperatures, so wait to transplant outdoors until the soil is warm. Plant in full sun.

- 24-36" apart
- 75-80 days

Annual, Full Sun, Vegetable / Fruit

Number of Seeds

3

Attributes



Tomato, Oma's Pink



Care Guide:

This dark-pink beefsteak tomato boasts a great, moderately sweet flavor. Borne singly or in pairs, fruits mature mid-season, have a medium acidity and very thin skin, weigh from half to full pound, and measure 3-5" wide. Tall, leafy, indeterminate plants grow 5-6'.

- 24-36" Apart
- 80 Days from transplant

Annual, Full Sun, Vegetable / Fruit

Tomato, Ukrainian Purple



Care Guide:

Plum-shaped fruits are 3-4" long and weigh 6 ounces, generally crack-free. Great flavor, sweet and meaty. Plants are very productive. Sow seeds indoors ¼" deep. Tomatoes are sensitive to freezing temperatures, so wait to transplant outdoors until the soil is warm. Indeterminate, 80 days from transplant.

- Start Indoors: 6 weeks before last frost
- Germination: 7-14 Days
- Plant Outdoors: 24-36" Apart
- Support: Cage, stake, or trellis

Annual, Full Sun, Vegetable / Fruit

Number of Seeds

3

Attributes



Number of Seeds

3

Attributes



Tomato, White Cherry



Care Guide:

Early and productive pale yellow to ivory 1 ounce fruits; color will be paler with less sun exposure. An excellent color addition to cherry tomato mixes. Sweet fruity flavor. Sow seeds indoors ¼" deep. Tomatoes are sensitive to freezing temperatures, so wait to transplant outdoors until the soil is warm. Indeterminate, 70 days from transplant.

Annual, Full Sun, Vegetable / Fruit

Number of Seeds

3

Attributes



Watermelon, Picnic



Care Guide:

Sow seeds outdoors in 12" diameter hills after danger of frost has passed and soil has warmed. Space hills 8' apart in all directions. Seeds will germinate in 4-10 days. Can also be started indoors 4 weeks before transplanting out. Watermelons love heat and prefer sandy or light-textured soils.

- Direct Seed: 1/2" Deep
- Seeds to Hill: 6-8 Seeds
- Thin: To 3-4 Plants

Annual, Full Sun, Vegetable / Fruit

Number of Seeds

3

Attributes

