

AAPLD Seed Library Catalog

Key



= Annual



= Perennial



= Full Sun



= Partial Sun



= Flower



= Vegetable / Fruit



= Herb

Last updated on April/06/2026

Basil, Genovese



Care Guide:

Though its name and its reputation are as Italian as it gets, many find it interesting to note that the cultivar that we call Genovese Basil actually hails from Asia and North Africa, and then made its way north and west centuries ago. Genovese Basil today is considered by all to be the superior basil for making the tastiest pesto in the world. Plant these Genovese Basil seeds in a sunny spot and enjoy a tasty harvest of one of the world's favorite herbs.

- Plant 10" apart
- Harvest year round

Annual, Full Sun, Herb

Number of Seeds

5

Attributes



Beet, Detroit Golden (OUT OF STOCK)



Care Guide:

Sow seeds directly outdoors ½ inch deep and 1–2 inches apart in well-drained soil. Thin seedlings to 3–4 inches apart for ideal root growth. Harvest when roots reach 2–3 inches in diameter, or pick greens young for salads. Although biennial in nature, they are almost exclusively grown and harvested as annuals.

- Planting Depth: 1/2 inch
- Germination: 5-10 days
- Days to Harvest: 55-60 days
- Plant Size: 12-18 inches tall, 12-18 inch spread

Annual, Full Sun, Vegetable / Fruit

Number of Seeds

5

Attributes



Black-Eyed Susan, [OUT OF STOCK]



Care Guide:

Versatile, drought-tolerant and easy-to-grow. A native plant that attracts a variety of pollinators, it pairs beautifully with other prairie favorites like Purple Coneflower and Butterfly Weed. Its adaptable nature makes it a great choice for poor soils and tough conditions.

(Sow Easy seeds are pelleted with an all-natural coating made from a mix of clay, perlite, and FDA-approved food coloring. This coating adds some bulk to small seeds and stands out in the soil, making direct sowing and accurate spacing easier.)

- 2-3'
- 60 days to maturity

Flower, Full Sun, Perennial

Blue Columbine (OUT OF STOCK)



Care Guide:

Columbine (*Aquilegia caerulea*) is the state flower of Colorado. Hummingbirds and beneficial insects love the nectar of this special native wildflower. Start indoors 6-8 weeks before last frost. Barely cover with soil as lights aids germination. Transplant to sunny spot in cool climate or filtered shade in hot climates. Planting depth: 1/16".

- Days to germination: 21-28
- Plant Spacing: 16"
- Soil Temperature: 65-70°F

Flower, Full Sun, Perennial

Number of Seeds

10

Attributes



Number of Seeds

10

Attributes



Broccoli, Green Sprouting- (OUT OF STOCK)



Care Guide:

An Italian heirloom brought to America in the 1880s. Heads mature at 5-8" with many side shoots.

- 90 days to maturity

Number of Seeds

5

Attributes



Annual, Full Sun, Vegetable / Fruit

Brussel Sprouts, Long Island Improved



Care Guide:

By far the most popular of the Brussels Sprouts, the Long Island Improved Brussels Sprout is an heirloom variety that's been producing delicious miniature-like cabbage heads for over 100 years. Great on your dinner table as an accompaniment to any meat or salad dish. Plant Long Island Improved Brussels Sprouts seeds in spring, summer, or fall – this is a very durable variety that can withstand cooler temperatures. The compact plant can grow up to 24 inches and will yield up to 100 sprouts over an extended period of time.

- 24"
- 90-115 days to maturity

Number of Seeds

3

Attributes



Annual, Full Sun, Vegetable / Fruit

Carrot (Mixed Color) (OUT OF STOCK)



Care Guide:

Grow a colorful and delicious vegetable garden. The Rainbow Carrot Blend contains several different varieties of carrot seeds.

- Plant 4-8" apart
- 65-75 days to maturity

Annual, Full Sun, Partial Sun, Vegetable / Fruit

Cauliflower, Snowball (OUT OF STOCK)



Care Guide:

Start cauliflower seeds indoors 4-6 weeks before transplanting. If planting for a fall crop, transplant 12 weeks before the first frost. Space plants 12-18 inches apart. Keep heads wrapped in outer leaves to retain white color. Cauliflower requires consistent watering and fertilization to retain flavor and prevent early small-head development.

- Planting Depth: 1/2 inch
- Germination: 10-15 days
- Days to harvest: 50-60
- Plant Size: 24-30 inches tall

Annual, Full Sun, Vegetable / Fruit

Number of Seeds

20

Attributes




Number of Seeds

5

Attributes



Chives



Care Guide:

(*Allium schoenoprasum*) The slender, onion-flavored, green foliage of chives can be eaten fresh or cooked, and can even be frozen for use later. The cheery, lavender-pink flowers of this perennial herb are also edible and make this species a welcome addition to ornamental borders. Plants will self-sow.

- 12-20"
- Plant 4-8" apart

Herb, Partial Sun, Perennial

Number of Seeds

3

Attributes



Cilantro, Slow Bolt (OUT OF STOCK)



Care Guide:

Essential for preparing Mexican, Caribbean, and Asian cuisines, harvest fresh leaves when plants are 4–6 inches tall. Flowers attract beneficial insects and produce Coriander seed.

- Plant 2-4" apart
- 45 days to harvest

Annual, Full Sun, Herb

Number of Seeds

5

Attributes



Cucumber, Armenian (OUT OF STOCK)



Care Guide:

Although it is really a Melon, it acts like a Cucumber! Known as one of the best slicing Cucumbers, this Armenian heirloom is rarely available for purchase so you'd best grow your own. Sow seeds outdoors in 12" diameter hills after the last frost when soil is warm. Space hills 6' apart in all directions. Can also be started indoors 2-4 weeks before the last frost for an earlier harvest. Cucumbers benefit from consistent moisture. Provide support for vines to save space. Direct seed: 1" deep.

- Seeds to Hill: 6-8 Seeds
- Thin: To 3-4 Plants

Annual, Full Sun, Vegetable / Fruit

Number of Seeds

3

Attributes



Cucumber, Muncher (OUT OF STOCK)



Care Guide:

The Muncher cucumber plant variety produces a smooth nearly spineless, medium green cucumber that is crisp and delicious. This low acid favorite is now available in organic seeds. The Muncher is mosaic resistant and produces heavy yields. The taste of this cucumber is non-bitter and very tender. It can be pickled when young or eaten fresh once it reaches 8-10 inches long.

- Thin to 36"
- 65 days to maturity

Number of Seeds

3

Attributes



Annual, Full Sun, Vegetable / Fruit

Daisy, Shasta (OUT OF STOCK)



Care Guide:

Plants are very adaptable, tolerating both moist and moderately dry conditions once established. Sow seeds in a sunny location during spring through early fall. Cover lightly with 1/8" of fine soil firmly pressed down. Keep evenly moist until plants begin to grow. Covering with loose straw will help maintain moisture.

- 12-36"

Flower, Full Sun, Perennial

Number of Seeds

50

Attributes



Dill (OUT OF STOCK)



Care Guide:

Bouquet Compact is a compact version of the beloved aromatic herb, reaching only 18" tall, making it a perfect choice for container gardens both indoors and outdoors. Features a full distinctive tangy dill flavor in its leaves and seeds, which can be dried for later use. Sow directly into well-draining soil in containers or a sunny, protected spot in the garden after last frost. Harvest leaves as needed.

- Plant 6" apart
- 40-60 days to maturity

Annual, Full Sun, Herb


Number of Seeds

10

Attributes



Echinacea Purple Coneflower (OUT OF STOCK)



Care Guide:

One of the very best for attracting butterflies and birds, this showy and easy-to-grow plant adds a flashy touch to the late summer landscape. Blooms heavily from July through September. Will tolerate clay soils. Plants reach 3-4' tall. Sow seeds outdoors just before last frost. Can also be started indoors and set out as small plants. Seeds can be soaked in warm water for 24 hours before planting. Prefers full sun to partial shade and well-drained rich soil. 90-120 days.

- Direct Seed: 1/2" Deep
- Germination: 10-20 Days
- Thin: 18-24" Apart

Flower, Full Sun, Partial Sun, Perennial

Number of Seeds

10

Attributes



Flower, French Marigold (OUT OF STOCK)



Care Guide:

Tagetes patula (French Marigold) is a compact, easy-to-grow annual with vibrant red, orange, and yellow blooms that brighten garden beds and containers all summer long. Known for its light, spicy scent, it also helps deter common garden pests, making it a favorite companion plant for vegetables and herbs.

- Plant Depth: 1/4 inch
- Germination: 5-10 days
- Days to Harvest: 45-60 days
- Mature Size: 6" to 12" tall 6" to 8" wide

An lower, Full Sun

Number of Seeds

50

Attributes



Kale, Garden Blend (OUT OF STOCK)



Care Guide:

This blend delivers a colorful, textural, and nutritional diversity ideal for both baby greens and mature kale harvests. Perfect for gardeners seeking steady, nutritious harvests year-round, this kale mix thrives across seasons from frost-sweetened fall gardens to early spring beds. Keep soil moderately moist; kale prefers consistent watering. Although some kale is perennial, most kale is technically a biennial but is typically grown as an annual and harvested for one season.

- Planting Depth: 1/4 inch
- Germination: 10-21 days
- Days to Harvest: 50-60 days
- Plant Size: 24-36 inches tall, 12-24 inch spread

Annual, Full Sun, Vegetable / Fruit

Number of Seeds

10

Attributes



Lavender (OUT OF STOCK)



Care Guide:

This essential herb bears fragrant grey-green, needle like foliage and spikes of violet-blue flowers. Sow seeds indoors just beneath surface of soil. Success is greatly improved if seeds are sown in a container and placed into a plastic bag and refrigerated for 4-6 weeks. Once removed from refrigeration, place in an area that is between 55-65°. Plant out after the danger of frost has passed in late spring. Prefers well-drained, somewhat poor soil and is drought-tolerant.

Perennial

Full Sun

18-24" Apart

15-45 Days

Full Sun, Herb, Perennial

Number of Seeds

5

Attributes



Lettuce, Buttercrunch (OUT OF STOCK)



Care Guide:

Buttercrunch is prized for its rich, mild taste and melt-in-your-mouth texture, making it one of the most popular lettuces for salads, wraps, and sandwiches. Space plants 6–10 inches apart. Buttercrunch thrives in full sun but benefits from light shade in hotter climates. Water consistently to encourage tender, sweet leaves and prevent bitterness.

- Planting Depth: 1/4 inch
- Germination: 7-10 days
- Days to Harvest: 45-60 days
- Plant Size: 8-12 inches tall, 12-18 inch spread

Annual. Full Sun, Vegetable / Fruit

Number of Seeds

10

Attributes



Lettuce, Iceberg



Care Guide:

Iceberg is a timeless classic heirloom lettuce that has been a salad staple for more than 100 years. Crisp and delicious, Iceberg is the standard. Plant Iceberg Lettuce most anywhere, but expect it to thrive in cooler climates.

- 12" head
- 4-16" apart
- 30-60 days to maturity

Annual, Full Sun, Partial Sun, Vegetable / Fruit

Number of Seeds

10

Attributes



Lupine, Russel (OUT OF STOCK)



Care Guide:

Standing 12-36 inches tall, these beautiful flowers will create a show-stopping display in your outdoor space. As a late spring bloomer, Russell Lupine graces your garden with its majestic presence from late May to mid-June. It's important to note that plants and seeds are poisonous to livestock, so take necessary precautions if you have farm animals nearby. Blooms in summer. 150-365 days to mature depending on the source. Planting depth: 1/4".

- Plant Spacing: 18"
- Start indoors: direct sow
- Days to germination: 14-28

Flower, Full Sun, Herb, Perennial


Number of Seeds

5

Attributes



Marjoram (OUT OF STOCK)



Care Guide:

8 to 10 weeks before last frost, start seeds indoors. Light is required for germination; barely cover seeds. When established, harden off and transplant 12" apart into soil that drains well. Plant reaches 12" tall with velvety gray-green leaves and small pink flowers. May be dried for long-term storage but is most flavorful when harvested fresh. Marjoram is technically a perennial herb but can be grown as an annual in colder climates. 70-days

- Germination: 14-21 days
- Soil temp: 65°-75°F
- Planting depth: 1/8"

Annual, Full Sun, Herb, Perennial

Number of Seeds

20

Attributes



Onion, Evergreen Bunching (OUT OF STOCK)



Care Guide:

This heirloom bunching green onion's clusters of long, slender 12–14" white-fleshed stalks with "spring green" tips are marvels of crisp, mild flavor. Indispensable for salads, soups, pasta, and fish dishes. Excellent stir-fried with ginger and chile, or simply braised with butter.

- 12"
- Plant 4" apart
- 60-120 days to maturity

Annual, Full Sun, Vegetable / Fruit

Number of Seeds

10

Attributes



Oregano (OUT OF STOCK)



Care Guide:

Select a sunny location and sow seed after all danger of frost has passed. Oregano is a perennial so plant in a permanent location. Plant seed 1/16" deep in rows 2 feet apart, spacing seeds 1" apart in the row. Cover with soil well pressed down. Flavor is best before plant blooms. Pick leaves as needed and use fresh or dry. Leaves may be frozen. Grows well in containers, indoors and out. Responds well to trimming.

Perennial

Full Sun

Plant 18" apart

Matures in 90 days

Full Sun, Herb, Perennial

Number of Seeds

40

Attributes



Parsley, Flat Leaf



Care Guide:

Parsley is slow but reliably germinates, so have patience. Germination can be sped up a bit by soaking seeds for 24 hours before planting. Choose a sunny spot for your parsley plants and space 3-6 inches apart. Harvest in the morning for optimal flavor. Biennial. 60-75 days.

- Germination time: 20-30 days
- Planting depth: 1/4"
- Plant size: 12-18 inches tall, 8-12 inch spread.

Herb, Partial Sun

Number of Seeds

5

Attributes



Pumpkin, Fairytale (OUT OF STOCK)



Care Guide:

This Cucurbita moschata variety produces deeply lobed pumpkins that ripen from soft green to a warm chestnut-brown hue, prized by chefs and gardeners alike. Can be started indoors 3-4 weeks early if growing season is short, but does best sown directly in ground once soil is warmed. Once established, thin to 4-6 feet apart, leaving the strongest 2-3 plants per hill. Needs rich soil, lots of water and plenty of room for vines to spread. Scoop seeds from inside of pumpkin and use water to separate seeds from pulp. Spread seeds on wax paper so they are not touching. Flip after a few days, and continue to dry for 3-4 weeks. Store in a cool dry place for up to 4 years.

- Planting Depth: 1-1.5 inches
- Germination: 6-10 days
- Days to Harvest: 90-120 days
- Plant Size 10-20 feet (vine)

Annual, Full Sun, Vegetable / Fruit

Number of Seeds

3

Attributes



Pumpkin, Jack O'Lantern (OUT OF STOCK)



Care Guide:

The name says it all, but did you also know that the Jack O'Lantern, or Jack-O-Lantern Pumpkin is also delicious in pies, muffins, and more? This is the standard for Halloween carving pumpkins, but its versatility as a culinary powerhouse should not go unnoticed. Attractive, delicious, and tons of fun.

- Plant 36" apart
- 10-20 lb. fruit
- 90-120 days to maturity

Annual, Full Sun, Vegetable / Fruit

Pumpkin, Small Sugar (OUT OF STOCK)



Care Guide:

This classic heirloom variety cherished for its rich, sweet flesh and perfect pie-making texture. Known as the original pie pumpkin, Small Sugar produces compact, deep-orange fruits that deliver the flavor and quality home bakers love. Can be started indoors 3-4 weeks early if growing season is short, but does best sown directly in ground once soil is warmed. Once established, thin to 4-6 feet apart, leaving the strongest 2-3 plants per hill. Needs rich soil, lots of water and plenty of room for vines to spread.

- Planting Depth: 1 inch
- Germination: 6-12 days
- Days to Harvest: 90-120 days
- Plant Size: 10-20 feet (vine)
- Growth: 4-6 fruits per vine

Annual, Full Sun, Vegetable / Fruit

Number of Seeds

3

Attributes



Number of Seeds

3

Attributes



Raddish, Cherry Belle (OUT OF STOCK)



Care Guide:

Cherry Belle radishes mature in just 22–25 days, perfect for gardeners who love quick results. They thrive in the cool temperatures of spring and fall, germinating rapidly and producing tender roots about 1 inch in diameter. For continuous harvests, sow new rows every couple of weeks and enjoy a steady supply of fresh, crunchy radishes all season long.

- Planting Depth: 1/4 inch
- Germination: 6-10 days
- Days to Harvest: 21-40 days
- Plant Size: 6-12 inches tall, 4-6 inch spread

Number of Seeds

10

Attributes



Annual, Full Sun, Vegetable / Fruit

Radish, Red (OUT OF STOCK)



Care Guide:

A hardy, cool-season vegetable that is known for its rapid growth, Radish seeds are a wonderful choice to plant with children. In 20-55 days from planting from seed, these crunchy, peppery roots will be ready to eat. Because they germinate and grow so quickly, radishes are the perfect companion plant with other slow growing crops such as carrots and parsnips. Let the radish seedlings break the soil crust for the slower-growing root crops, and you will be harvesting the radishes right when the carrots or parsnips need more room to grow.

- Full or Partial Sun
- Plant 2-3" apart
- About 30 days to maturity

Annual, Full Sun, Partial Sun, Vegetable / Fruit

Number of Seeds

10

Attributes



Rosemary, Rosmarino




Care Guide:

Rosemary is a woody perennial herb. It has fragrant, evergreen leaves and white, pink, purple, or blue flowers when in bloom. The plant grows as a woody shrub and is widely used in cooking, especially for seasoning meats, potatoes, and breads. Besides its culinary use, rosemary is valued for its aromatic oils and is often grown in gardens for its pleasant scent and drought tolerance. Pick leaves at any time during the growing season. Pick individual leaves or cut leafy stems as you need them.

- Plant Depth: Surface
- Germination: 21 days
- Days to Maturity: 80-100 days
- Plant Size: 2-4 feet tall, 2-4 feet spread

Full Sun, Herb, Perennial

Sage (OUT OF STOCK)



Care Guide:

Plant seed outdoors as soon as the ground can be worked. May be planted as late as mid-summer for harvest in late fall or next year. Plant seeds 1" apart and cover with 1/2" of fine soil, well pressed down. Leaves can be cut anytime for fresh use. For winter use, cut entire plant and hang upside down to dry. The remove leaves and pack in jars.

Full Sun, Herb, Perennial

Number of Seeds

10

Attributes



Number of Seeds

5

Attributes



Snapdragon, Tetra Mix (OUT OF STOCK)



Care Guide:

Robust, scented flowers in an abundance of colors harken back to old-fashioned annual cutting gardens. The undeniable vintage charm of this semi-dwarf snapdragon, which grows from 18"-24" high, enlivens garden beds and borders, as well as bouquets.

- Full to partial sun
- 6-12" Apart

Annual, Flower, Full Sun, Partial Sun

Number of Seeds

10

Attributes



Spinach, Bloomsdale Long Standing (OUT OF STOCK)



Care Guide:

Deep green leaves produce abundant yields of delicious and nutritious spinach. This is the spinach preferred by most home and market vegetable growers.

- Full or partial sun
- 10-12"
- Plant 3-6" apart
- 30-60 days to maturity

Annual, Full Sun, Partial Sun, Vegetable / Fruit


Number of Seeds

10

Attributes



Squash, Spaghetti (OUT OF STOCK)



Care Guide:

Plants bear cream-colored, cylindrical shaped fruits filled with spaghetti-like strands of delicately flavored flesh. Sow seeds outdoors in 12" diameter hills after danger of frost has passed. Hills should be spaced 6' apart in all directions. Can also be started indoors 3 weeks before transplanting out. Plant 18-24" apart. 60-90 days to maturity.

- Direct Seed: 1" Deep
- Seeds to Hill: 6-8 Seeds
- Thin: To 3-4 Plants

Number of Seeds


3

Attributes



Annual, Full Sun, Vegetable / Fruit

Squash, Summer Crookneck Early (OUT OF STOCK)



Care Guide:

Heavy yields on a compact bush, Early Summer Crookneck Squash seeds provide an early variety squash with a mild, sweet flavor. Tender, yellow, swan-necked fruits protect the creamy flesh beneath. Harvest at 5" – 6" long.

Annual

Full Sun

Plant 18-24" apart

60-90 days to maturity

Number of Seeds

3

Attributes



Annual, Full Sun, Vegetable / Fruit

Squash, Table Queen (OUT OF STOCK)



Care Guide:

The petite (1 pound), furrow, soft-shelled, high-quality fruits offer sweet orange flesh and are excellent for baking.

- 6' apart
- 80-90 days to mature

Number of Seeds

3

Attributes



Annual, Full Sun, Vegetable / Fruit

Squash, Waltham Butternut (OUT OF STOCK)



Care Guide:

Plant seeds outdoors after all danger of frost is past or start indoors 4 to 6 weeks earlier. Make a group of 3 seeds placed in a ring about 2" across; cover with ½" of fine soil, well pressed down. Allow the fruits to remain on the vine until fully matured. Handle carefully and store in a moderately warm, dry place during the winter.

- Matures in 95 days

Number of Seeds

3

Attributes



Annual, Full Sun, Vegetable / Fruit

Squash, Winter Spaghetti (OUT OF STOCK)



Care Guide:

Winter squashes are warm season annuals that grow best in fertile, well-drained soil. Start transplants 3-4 weeks before planting date. Direct seed or transplant one week after danger of frost has passed, one row in center of bed. Bake or boil and then for out the "spaghetti". Great alternative to pasta.

Number of Seeds

3

Attributes



Annual, Vegetable / Fruit

Squash, Yellow Crookneck (OUT OF STOCK)



Care Guide:

This easy-to-grow, heirloom, yellow summer squash produces abundant fruits with graceful necks that are famous for flavor.

- 3-4'
- 50 days to harvest

Number of Seeds


2

Attributes



Annual, Full Sun, Vegetable / Fruit

Sunflower (OUT OF STOCK)



Care Guide:

So bright and cheery, it's easy to see why gardeners find room for sunflowers. Sunflowers' bold, daisy-like flowers brighten gardens and landscapes, look great as cut flowers—and their seeds are loved by humans and birds. Plant sunflowers as a hedge, along fencerows, or in the garden.

- 2-12'
- 50-100 days to maturity

Annual, Flower, Full Sun


Number of Seeds

3

Attributes



Sunflower, Autumn Beauty



Care Guide:

Multi-headed flowers range from bright yellow to gold to dark burgundy, with some bicolors. Under ideal conditions one plant can have up to two dozen flowers blooming at the same time. Very nice for cutting. Plants grow 5-8' tall. Sow seeds outdoors after last frost. Sunflowers prefer full sun to light shade and well-drained rich soil. Provide support for tall plants. 60 days.

- Direct Seed: 6" Apart
- Direct Seed: 1/2" Deep
- Germination: 10-14 Days
- Rows Apart: 24-36"

Annual, Flower, Full Sun

Number of Seeds

3

Attributes



Thyme (OUT OF STOCK)



Care Guide:

One of the most versatile herbs for cooking, thyme has complex aromatics that allow it to pair well with other spices to season meat or vegetables or to stand on its own when roasting chicken. It can be used fresh or dried. Perennial in zones 5-8, thyme grows 6-12" tall with a sprawling habit.

- Full Sun/Partial Shade
- 6-12" apart

Full Sun, Herb, Partial Sun, Perennial

Tomato, Beefsteak



Care Guide:

Plant seeds 1/8 inch deep. For plants, plant them deeper than in the pot. Plant them just below the first set of leaves. Plant in deep, rich, well-drained soil. The open-pollinated, indeterminate plants bear very heavy yields and can keep producing for months, often until frost. The vines can grow up to 8 ft. tall and staking is recommended.

- 75 days to maturity

Annual, Full Sun, Vegetable / Fruit

Number of Seeds

5

Attributes



Number of Seeds

3

Attributes



Tomato, Chadwick Cherry (OUT OF STOCK)



Care Guide:

Chadwick Cherry Tomato is an heirloom named after the late master gardener, Alan Chadwick. A very flavorful, one-inch red fruit that grows in clusters of six. Chadwick Cherry is a great choice for both the garden and containers.

Number of Seeds

15

Attributes



Annual, Full Sun, Vegetable / Fruit

Tomato, Green Zebra (OUT OF STOCK)



Care Guide:

This variety produces very prolific plants that bear olive-yellow 1 ½ -2 ½ " fruits with deep-green zebra stripes and a sweet, zingy flavor.

Indeterminate. Sow seeds indoors ¼" deep. Tomatoes are sensitive to freezing temperatures, so wait to transplant outdoors until the soil is warm. Plant in full sun.

Number of Seeds

3

Attributes



- 24-36" apart
- 75-80 days

Annual, Full Sun, Vegetable / Fruit

Tomato, Red Cherry (OUT OF STOCK)



Care Guide:

Produces tasty fruit all season. Plants are fairly compact and great for home gardens and hanging planters. Great snack while gardening, you may not be able to get any into your kitchen.

- Indeterminate
- ½ oz. fruit
- Plant 18-36" apart
- 60-90 days to maturity

Annual, Full Sun, Vegetable / Fruit

Tomato, Roma (OUT OF STOCK)



Care Guide:

Great for homemade sauces, this classic variety produces a huge abundance of 3 in. meaty tomatoes on a small bushy plant. Sow seeds indoors about 6-8 weeks before planting outdoors. Ensure weather has warmed before planting out. Harvest when tomatoes have reached a lemon-yellow color.

- Germination: 5-10 days
- Days to Harvest: 105-115

Annual, Full Sun, Vegetable / Fruit

Number of Seeds

3

Attributes



Number of Seeds

3

Attributes



Tomato, Yellow Pear



Care Guide:

Mild, sweet and delicious, Heirloom Yellow Pear Tomatoes are perfect for salads or as a colorful garnish. A kid favorite due to their unique shape and color and low-acidity, Yellow Pear Tomatoes really taste best sun warmed, right off the vine.

- Indeterminate
- Fruit 4 oz.
- Plant 18-36" apart
- 60-90 days to maturity

Annual, Full Sun, Vegetable / Fruit

Number of Seeds

3

Attributes



Turnip, Purple Top White Globe (OUT OF STOCK)



Care Guide:

The Purple Top White Globe Turnip is a delicious, mildly sweet variety that has been a gardener's favorite for decades. Use the Purple Top White Globe Turnip in soups, stews, salads – or even eaten raw.

- 2-3" diameter
- Plant 4-6" apart
- 30-60 days to maturity

Annual, Full Sun, Vegetable / Fruit

Number of Seeds

20

Attributes



Watermelon, Dixie Queen (OUT OF STOCK)



Care Guide:

Dixie Queen is another classic watermelon variety that features sweet and juicy flesh, and an attractive striated rind. Dixie Queen also tends to produce heavy yields of watermelons weighing in the 20 – 30 pound range. A round to oblong variety, Dixie Queen is an excellent choice for an early season watermelon.

- Plant 36-48"
- 60-90 days to maturity

Annual, Full Sun, Vegetable / Fruit

Number of Seeds

3

Attributes



Watermelon, Petite Yellow (OUT OF STOCK)



Care Guide:

A great tasting and aromatic beauty at just 6-10 pounds, Yellow Petite Watermelon is the perfect size for small gardens. Referred to as an "Icebox" watermelon, it fits nicely into your fridge for summertime snacking. Best suited for shorter growing seasons.

- Plant 36-48" apart
- 60-90 days to maturity

Annual, Full Sun, Vegetable / Fruit

Number of Seeds

3

Attributes



Zinnia, California Giant Mixed Colors (OUT OF STOCK)



Care Guide:

Sow seeds outdoors as soon as the danger of frost is past or start indoors 4-6 weeks earlier. Plant seed ¼" deep and cover with fine soil, well pressed down. Zinnias thrive during hot weather in well fertilized soil, with moderate water. May be sown until the end of July.

2 ½'

Plant 24-30" apart

Blooms in summer

Number of Seeds

15

Attributes



Annual, Flower, Full Sun

Zinnia, Dahlia Flowered (OUT OF STOCK)



Care Guide:

Easy to grow, Zinnias look wonderful when planted "en masse". Plant Zinnia Dahlia Flowered flower seeds in full sun, beds and borders for a bright and colorful garden.

- 40"
- Plant 6" apart
- Blooms in summer

Number of Seeds


5

Attributes



Annual, Flower, Full Sun

Zucchini, Black Beauty (OUT OF STOCK)



Care Guide:

A very popular variety of summer squash introduced in the 1920s, it's very dark-green to almost black skin covers tasty and delicate white flesh. Black Beauty Zucchini can be enjoyed either frozen or fresh from the garden, in stir-fries, baked, boiled or raw.

- 8" fruit
- Plant 18-24" apart
- 60 days to maturity

Annual, Full Sun, Vegetable / Fruit

Zucchini, Dark (OUT OF STOCK)



Care Guide:

A vegetable garden stalwart for decades, the Dark Green Zucchini is a must. This variety is a very reliable producer of easy-to-grow and delicious zucchini. Harvest at around 6 to 8 inches long.

- 6-8oz
- Plant 18-24" apart
- 60-90 Days to maturity

Annual, Full Sun, Vegetable / Fruit

Number of Seeds

2

Attributes



Number of Seeds

3

Attributes

